




15595A HIGH PASS CROSSOVER/EQUALIZER MODULE



DESCRIPTION

The ALTEC LANSING Model 15595A is a fixed-frequency high pass crossover filter and combination horn/driver equalizer module. The module plugs directly into the powered octal accessory socket of the 9444A or any other Anniversary Series power amplifier product. When used with the 15594A low pass crossover module, they eliminate the need for rack mount electronic crossovers and offer the ability to individually equalize specific horn/driver (or woofer/enclosure) combinations.

The third-order Butterworth high pass filter has an 18 dB per octave (60 dB per decade) roll-off rate. The modules are available in the following standard ISO frequencies: 125 Hz (15595A-125), 315 Hz (15595A-315), 500 Hz (15595A-500), 800 Hz (15595A-800), and 1,250 Hz (15595A-1250). Simple equations are provided to calculate other frequencies for custom applications.

Each crossover module is provided with a "flat" horn/driver equalization submodule. Optional submodules in the 9600-series are available to properly equalize almost any ALTEC LANSING horn and compression driver combination for a flat power response.

The 15595A is housed in a snap-a-part case which simplifies the installation of any submodules and eases service. All power is derived from the powered octal accessory sockets on the amplifiers. This negates any need for an external power source.

The ALTEC LANSING Model 15595A High Pass Crossover/Equalizer Module has the flexibility to meet or exceed the requirements for any job. Its ability to produce a flat power response for an individual horn/driver combination is not only useful but almost mandatory in today's professional installations.

SPECIFICATIONS

Input Type: Electronically balanced
Input Impedance: 15 k Ω unbalanced
 30 k Ω balanced
Maximum Input Level: +18 dBu
 (Ref. 0 dBu = 0.775 V rms)
Common Mode Rejection Ratio: >60 dB
Output Type: Unbalanced
Output Source Impedance: <50 Ω
Minimum Load Impedance: 2 k Ω
Total Harmonic Distortion: <0.01% at 0 dBu output over full bandwidth
Intermodulation Distortion (SMPTE): <0.01% at 0 dBv output
Noise Floor: <-90 dBu
Dynamic Range: >108 dB
High Pass Crossover Filter:
Type: 3rd order Butterworth
Slope: 18 dB/oct (60 dB/dec)
Connector:
Type: Octal, male with centering post
Wiring: Pin 1 = input (-)
 Pin 2 = circuit common
 Pin 3 = +15 VDC
 Pin 4 = chassis ground
 Pin 5 = -15 VDC
 Pin 6 = input (+)
 Pin 7 = no connection
 Pin 8 = high pass output
Power Requirements: \pm 15 VDC, 25 ma
 (supplied by amplifier)
Dimensions: 1.6 in H \times 1.6 in W \times 2.0 in D
 4.07 cm H \times 4.07 cm W \times 5.08 cm D
Color: Black
Weight: 1.6 oz (45 gr)
Available Models:
 15595A-125 125 Hz crossover frequency

15595A-315 315 Hz crossover frequency
 15595A-500 500 Hz crossover frequency
 15595A-800 800 Hz crossover frequency
 15595A-1250 1,250 Hz crossover frequency

Included Accessories: one "flat" horn/driver EQ submodule (16-pin DIP plug)

Support Documentation: Equations to calculate new crossover frequency
 Guidelines to modify EQ curve

Optional Horn/Driver Equalization Submodule Accessories

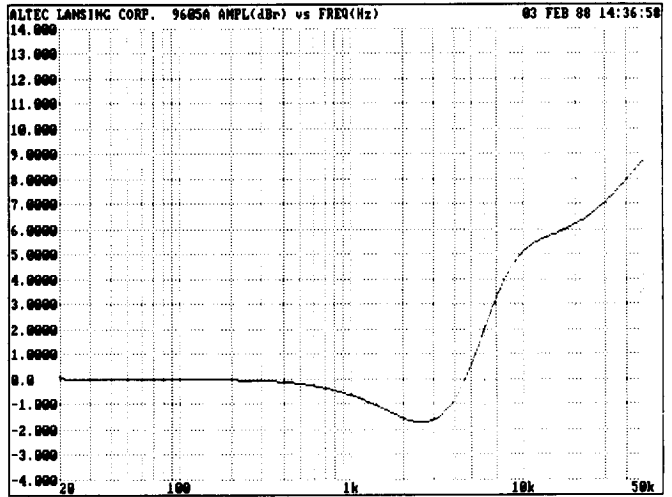
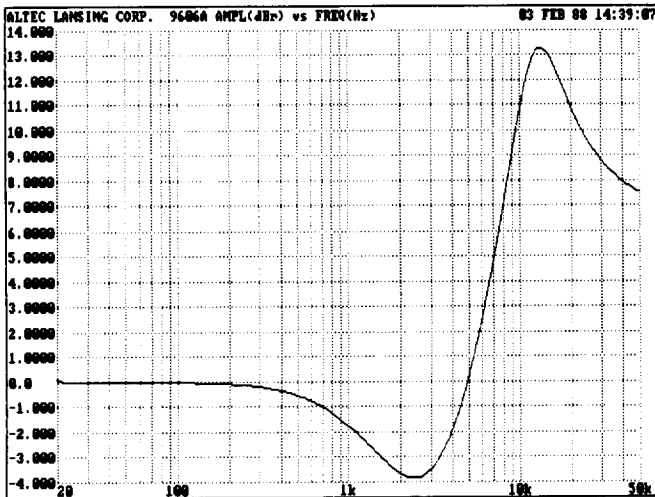
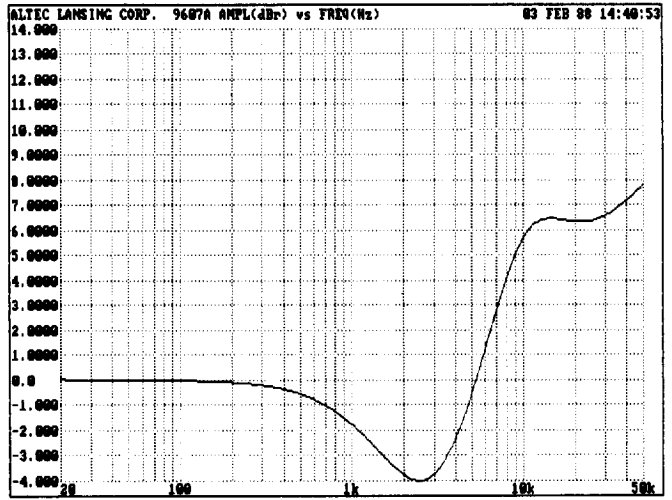
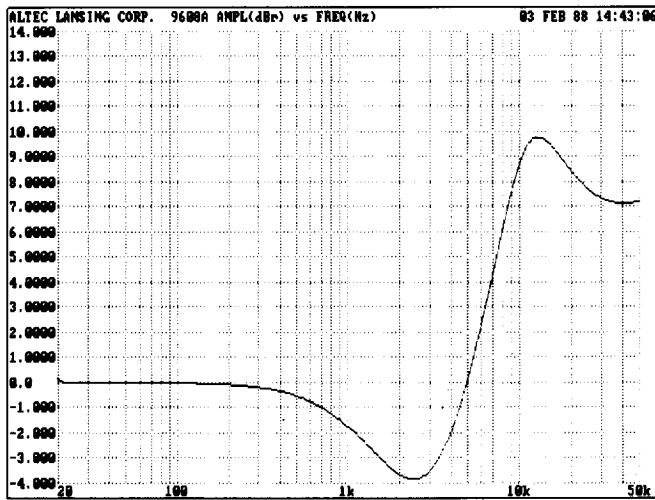
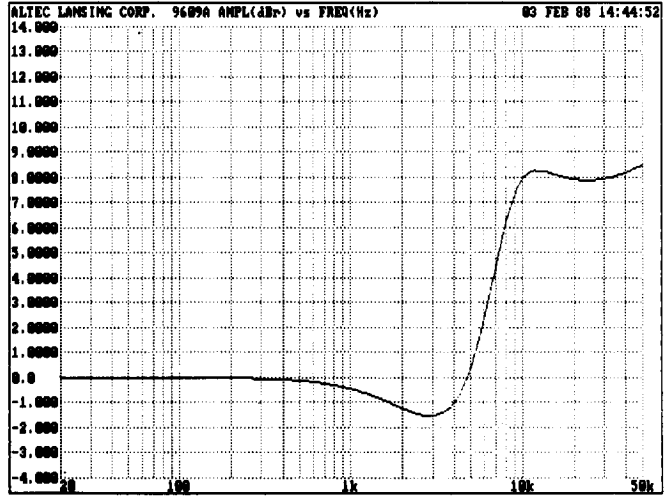
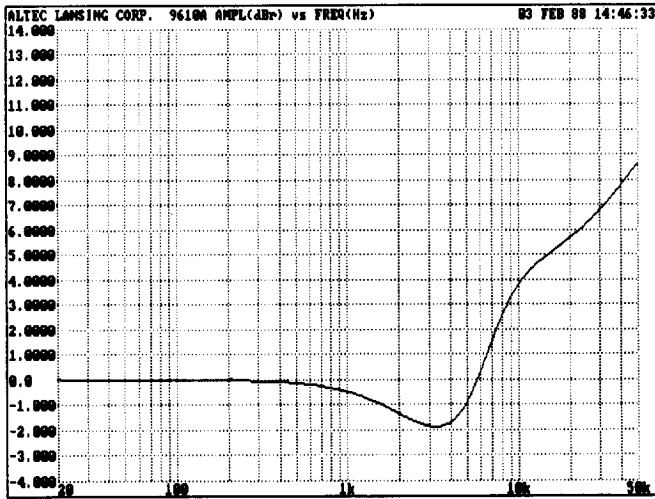
(16-pin DIP plug)

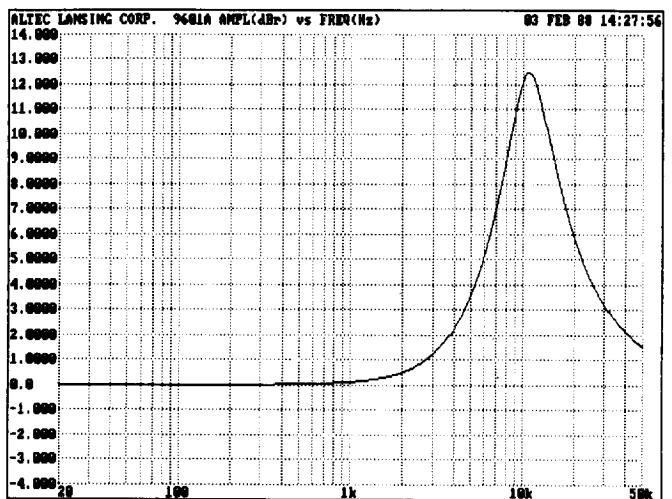
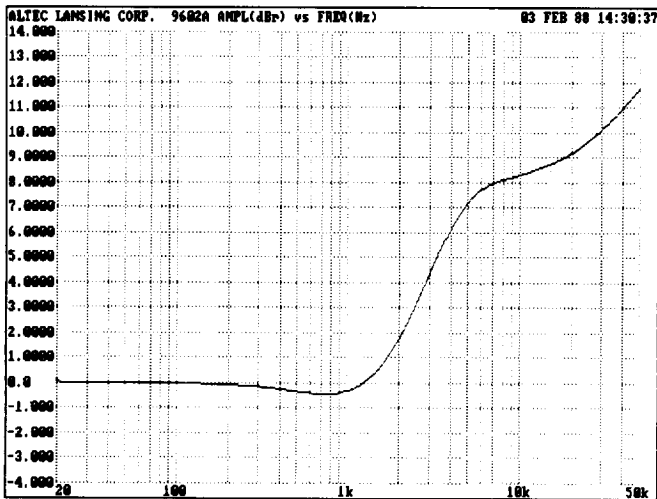
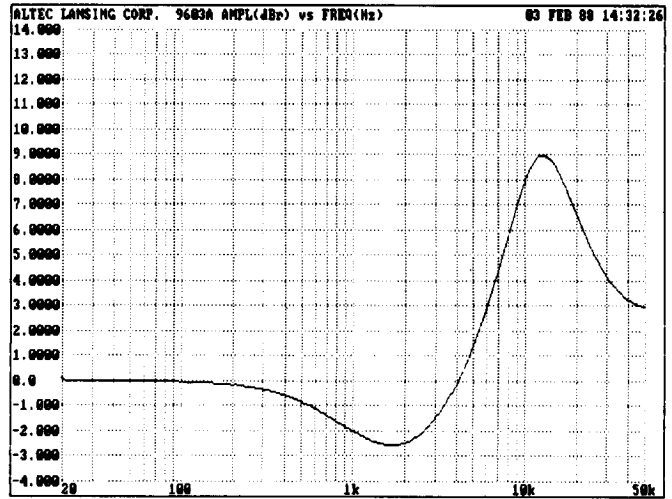
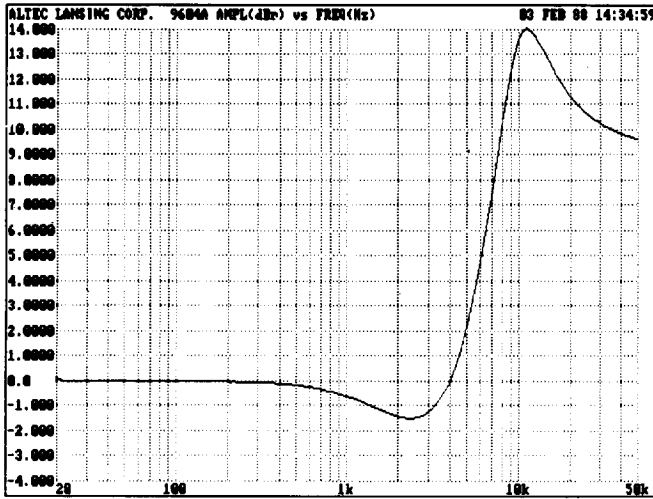
9600A Blank submodule assembly for custom equalization
9601A See chart below to select
9602A 9600-series submodule for
9603A particular horn/driver
9604A combination.
9605A
9606A
9607A
9608A
9609A
9610A

Horn \ Driver	228-L	290-L	291-L	299-A	906-A
MR42B	9603A	9602A	9603A	9603A	9603A
MR64B	9601A	9602A	9601A	9601A	9601A
MR94B	9601A	9602A	9601A	9601A	9601A
MR11-542	9605A	9602A	9606A	9606A	9607A
MR11-564	9607A	9602A	9608A	9607A	9607A
MR11-594A	9605A	9604A	9604A	9605A	9605A
MR11-5124	9610A	9602A	9604A	9609A	9609A

ALTEC LANSING continually strives to improve their products and performance. Therefore specifications are subject to change without notice.

EQUALIZATION CURVES FOR THE 9600 SERIES SUBMODULES





ARCHITECT'S AND ENGINEER'S SPECIFICATIONS

The high pass filter shall be a third-order Butterworth for maximally flat response with an 18 dB/oct stopband attenuation rate, and shall have a fixed corner frequency located on one of the standard ISO frequencies. The filter shall have an electronically balanced input, an unbalanced output, and a male octal plug, and be fully compatible, both physically and electrically, with ALTEC LANSING's Anniversary Series of power amplifier products.

The filter shall include additional circuitry and a female connector socket for the acceptance of

an optional plug-in equalizer submodule assembly. The circuitry, in combination with the submodule assembly, shall equalize specific horn/driver combinations for a flat power response. The circuitry shall be compatible with ALTEC LANSING's 9600-series of horn/compression driver equalization submodules.

The high pass filter and horn/driver equalizer shall be the ALTEC LANSING Model 15595A-125, 15595A-315, 15595A-500, 15595A-800, or the 15595A-1250.



P.O. BOX 26105, OKLAHOMA CITY, OK 73126-0105, U.S.A.

©1989 ALTEC LANSING CORPORATION