

ALTEC LANSING®

PROFESSIONAL

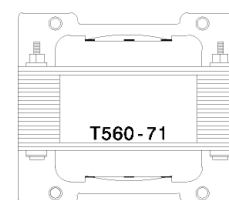
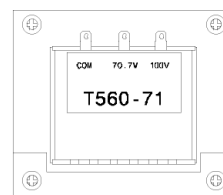
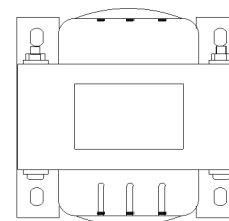
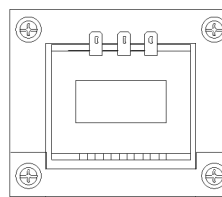
70.7 / 100V Transformers

FEATURES – THE ALTEC LANSING DIFFERENCE

- High Fidelity Transmission
- True Electrical Isolation
- Superior Efficiency
- Easily Installed
- Adaptable for use as either step-up or step down line transformers
- Excellent choice for distributed systems featuring Altec Lansing's Premium Duplex® Speakers

GENERAL PRODUCT DESCRIPTION

Altec Lansing is renowned for its high quality transformers. The new Altec Lansing Professional transformers, T560-71 and T5100-71, are perfect complements to our premium Duplex® Speakers when the prerequisite is high fidelity. These transformers are designed for 70.7V or 100V distribution of amplifier power, with minimal loss, to multiple loudspeakers. True electrical isolation is provided to the source and the load by the primary and secondary windings respectively. Installation is simple with 0.25-inch blade type wire terminals, allowing either solder connections or crimp type quick-connect wire terminals.



SPECIFICATIONS

Power Rating: 60 Watts (T560-71); 100 Watts (T5100-71)	Phase Response: -15° to +35°	Secondary Taps: 70.7V and 100V Hi-Pot: 500 VAC
Frequency Response: 35 Hz to 15 kHz, ±0.5 dB	Insertion loss: < 1 dB from 35 Hz to 15 kHz (typically < 0.5 dB from 35 Hz to 10 kHz)	
Total Harmonic Distortion: < 0.5% at Rated Power, from 35 Hz to 15 kHz	Primary Taps: 4 Ω and 8 Ω	

WEIGHTS & MEASURES

	Length	Width	Height	Hole Center on Length	Hole Center on Width	Hole Dimension	Winding Thickness	Core Thickness	Bracket Thickness	Weight
T560-71										
T5100-71		3.75"	3.50"	3.39"	3.00"	0.25" x 0.35"	4.06"	2.00"	0.063"	8 lbs.

ARCHITECTS & ENGINEERS SPECIFICATION

The transformers shall be Altec Lansing Professional model numbers T560-71 and T5100-71, rated at 60 Watts and 100 Watts, respectively. Their frequency response shall be 35 Hz to 15,000 Hz, ± 0.5 dB. Throughout their 35 Hz to 15,000 Hz bandwidth, at rated power, they shall produce no more than 0.5% T.H.D., and their insertion loss shall not exceed 1 dB. These transformers shall require no more than 10% above their rated input power to deliver rated power to the load at 35 Hz. The T560-71 and T5100-71 shall provide true electrical isolation to the source and to the load. Connection to these transformers shall be through 0.25-inch blade type wire terminals. The nominal primary taps shall be 4 ohm and 8 ohm, and the nominal secondary taps shall be 70.7V and 100V. round white metal grille.

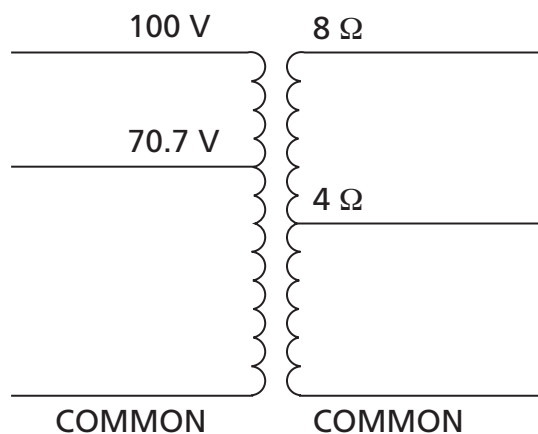
VOLTAGE RATIO

	4 Ohm to 70 V	4 Ohm to 100 V	8 Ohm to 70 V	8 Ohm to 100 V	4/8 term to 70 V	4/8 term to 100 V
T560-71	1:4.5	1:6.4	1:3.2	1:4.6	1:10.9	1:15.4
T5100-71	1:3.5	1:5.0	1:2.5	1:3.5	1:8.5	1:12.0

IMPEDANCE RATIO

	4 Ohm to 70 V	4 Ohm to 100 V	8 Ohm to 70 V	8 Ohm to 100 V	4/8 term to 70 V	4/8 term to 100 V
T560-71	1:20.8	1:41.7	1:10.4	1:20.8	1:21.9	1:44.0
T5100-71	1:12.5	1:25.0	1:6.3	1:12.5	1:13.1	1:27.0

WIRING DIAGRAM



**ALTEC
LANSING**

PROFESSIONAL

© 2002 Altec Lansing Professional
1000 W. Wilshire Blvd., Suite 362
Oklahoma City, Oklahoma 73116

Phone: 1-405-848-3108 • Fax: 1-405-848-3217

Web: www.altecp.com • Email: proinfo@alteclansing.com