




a MARK IV company

DTS642A-F 12" Duplex® Loudspeaker



KEY SYSTEM FEATURES

Duplex Technology System (DTS™)

- Sealed Mid-Bass Duplex® Horn System.

High Output Capability

- Maximum Output: 133 dB SPL.

High Sensitivity

- High Frequency: 109 dB SPL.
- Low Frequency: 104 dB SPL.

Extensive Power Handling

- High Frequency: 300 watts.
- Low Frequency: 800 watts.

Excellent Directivity Control

- 60° Horizontal by 40° Vertical.

True Point Source

- Smooth Transition.

Multiple Arraying Configurations

- Flexible Trapezoidal Cabinet Design.

Safety Tested Flying System

- 428 lb. Capacity (in excess of 8:1 S.F.)

DESCRIPTION

The permanent installation of compact, "packaged" loudspeakers in architectural spaces has grown increasingly popular in recent years. Sound system designers sparked this popularity through their increased creation of high output, concert quality loudspeaker systems. These systems provide a level of quality desired by the performing arts and touring sound industries. The introduction of trapezoidal enclosures enable sound system designers to locate more loudspeakers in a smaller physical space, thereby increasing output and creating an effective "point source" cluster.

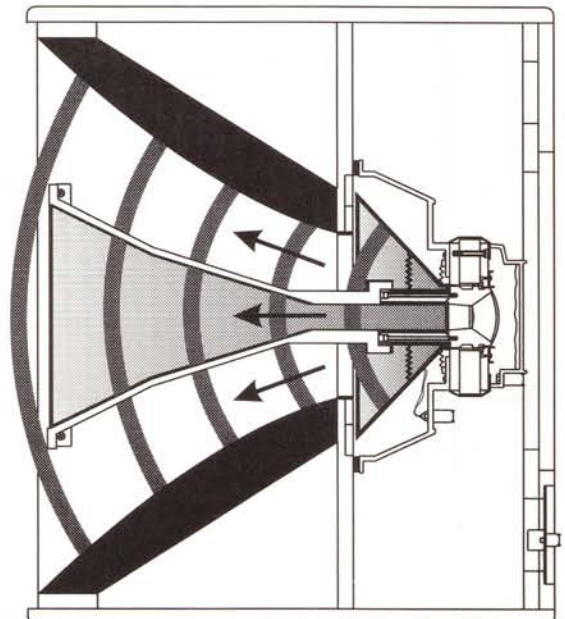
While most of these systems reproduce amplified music with the intensity and wide bandwidth suitable for concert quality reproduction, they typically lack the directivity to provide highly intelligible, natural sounding speech with adequate gain-before-feedback. This compromise is completely unacceptable in a performing arts center or house of worship.

The Altec Lansing **DTS642A-F** loudspeaker was created to provide high output levels for full-range music reproduction while offering a very directive output for highly intelligible speech in even the most reverberant architectural spaces. Altec Lansing's engineers have created a new Duplex® coaxial loudspeaker which physically aligns the high and low frequency drivers creating a true point source device. This concept is the driving force behind the DTS-series of arrayable loudspeaker devices.

Complementing the **DTS642A-F's** powerful performance is a trapezoidal cabinet which allows for flexible ar-

raying. The flying hardware facilitates quick, easy, and repeatable installations.

Optimum performance of the **DTS-642A-F** is obtained when used with the Altec Lansing **4024A** Digital Signal Processor. This device is preset from the factory to maximize the performance of the DTS-series loudspeaker systems.



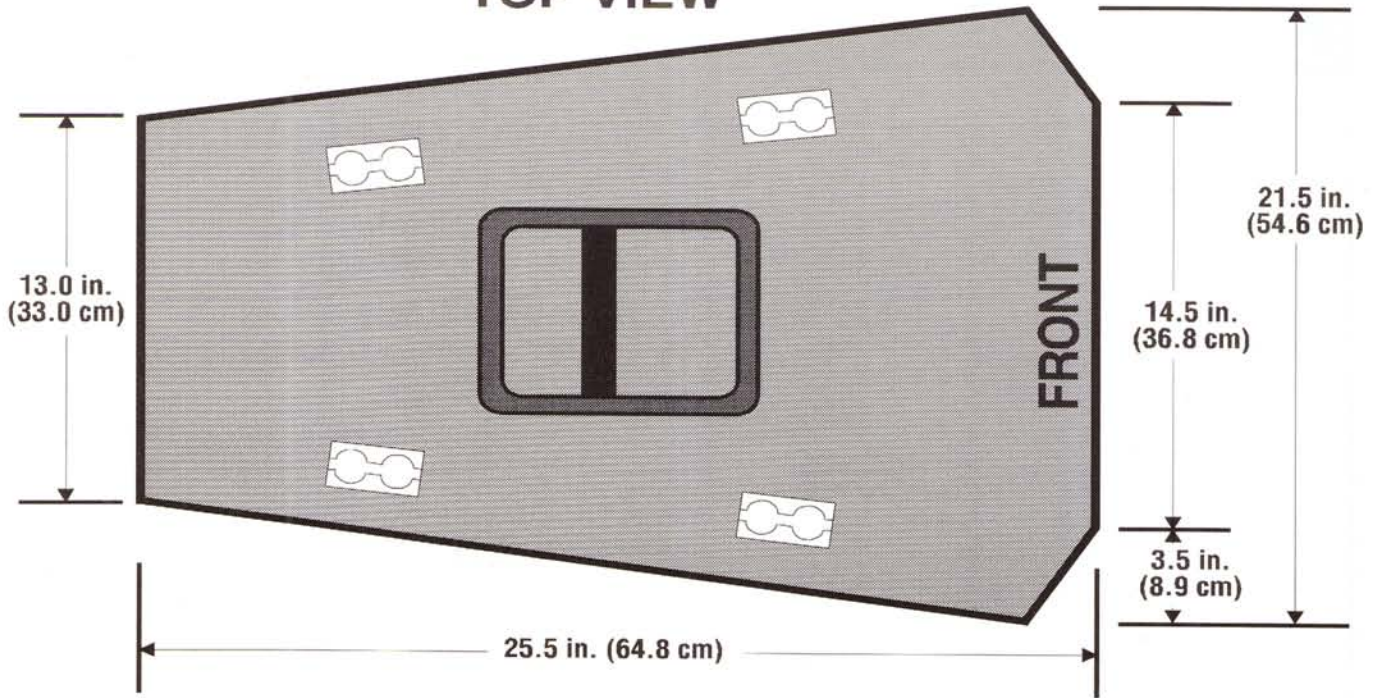
DTS642A-F SPECIFICATIONS (unprocessed)

System Type:	Sealed mid-bass horn type, two-way full-range loudspeaker system.
Pressure Sensitivity: (see note 1)	
H.F.:	109 dB SPL (1 watt, 1 kHz to 10 kHz, re: 20 uPa).
L.F.:	104 dB SPL (1 watt, 125 Hz to 1 kHz, re: 20 uPa).
Frequency Response: (see note 2)	
Useable:	90 Hz to 15 kHz.
Power Handling: (see note 3)	
H.F. (1 kHz to 10 kHz):	300 watts, peak power. 150 watts, continuous program. 75 watts, AES method.
L.F. (50 Hz to 4 kHz):	800 watts, peak power. 400 watts, continuous program. 200 watts, AES method.
Maximum Output: (see note 4)	
H.F.:	134 dB SPL, peak power. 131 dB SPL, continuous program. 128 dB SPL, AES method.
L.F.:	133 dB SPL, peak power. 130 dB SPL, continuous program. 127 dB SPL, AES method.
Crossover Frequency:	1.0 kHz recommended.
Impedance:	
H.F.:	8.0 ohms minimum.
L.F.:	7.0 ohms minimum. 8.0 ohms nominal.
Components:	12.0 inch (30.5 cm), high-efficiency, Duplex® loudspeaker.
Input Terminals:	Large screw terminals, Speakon™ connector.
Flying System:	Eight suspension points, which tie the top, bottom and sides together. Made of structural aluminum.
Accessory Hardware:	Ancra 42546-10 single-stud, tie-down cargo fitting. Four fittings supplied with the system.
Suspension Data:	To ensure a proper safety factor, Altec Lansing recommends the units not be stacked over four (4) high.
Recone Kit:	R9264A-LF.
Diaphragm Replacement:	25884.
Replacement Grille:	Model RG039560.
Enclosure:	Sealed mid-bass horn type, built of 14-ply birch plywood with appropriate bracing. Lined with glass wool.
Finish:	Black texture paint with black metal grille.
Dimensions:	
Height:	27.5 inches (69.9 centimeters).
Width:	21.5 inches (54.6 centimeters).
Depth:	25.5 inches (64.8 centimeters).
Weight:	
Net:	107.0 pounds (48.5 kilograms).
Shipping:	113.0 pounds (51.3 kilograms).

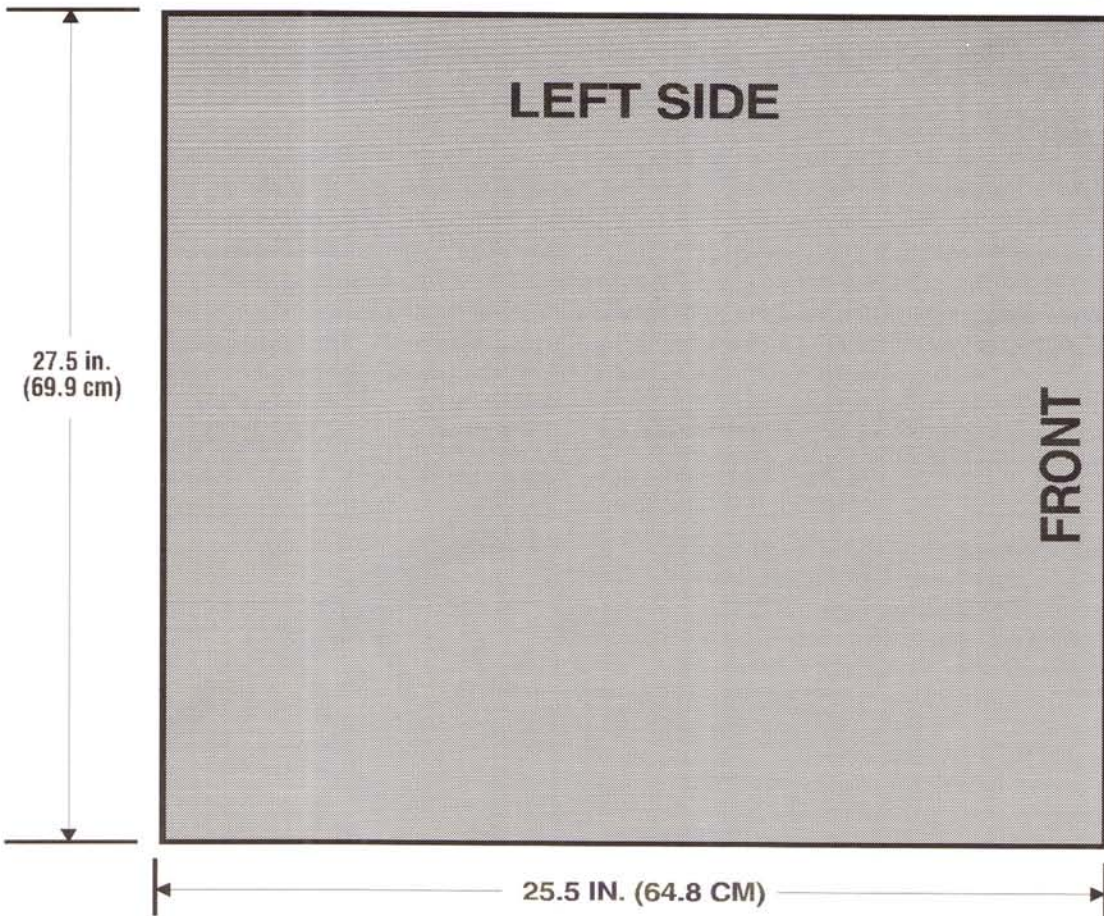
MEASUREMENT NOTES

1. Pink noise signal, one Watt calculated using E^2/Z_{min} , 3.16 meter-measurement distance referred to one meter.
2. On-axis, one Watt calculated using E^2/Z_{min} , 3.16 meter-measurement distance referred to one meter, low frequencies corrected for anechoic chamber error.
3. This system rating patterned after the AES method for individual driver, where the test signal is pink noise with a 6 dB crest factor over the bandwidth of the system, with power calculated using the E^2/Z_{min} , for two hours.
4. This measurement made under the same conditions as Pressure Sensitivity, but at rated power, and takes into account any power compression effects due to non-linearities in the system.

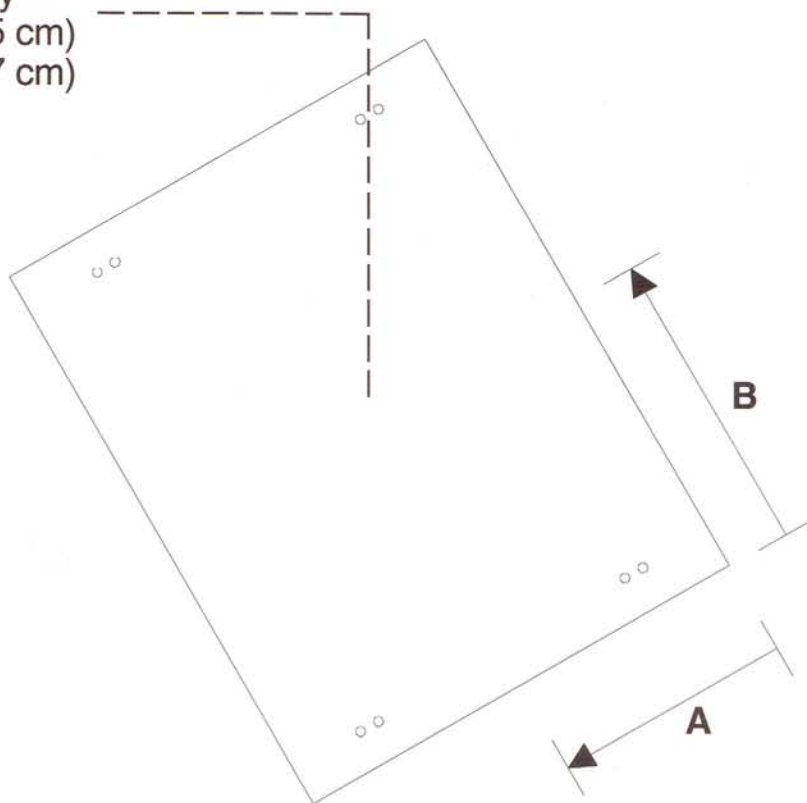
TOP VIEW



LEFT SIDE



DTS642A-F
Center of Gravity
A: 12.0 inches (30.5 cm)
B: 13.3 inches (33.7 cm)



ARCHITECT'S AND ENGINEER'S SPECIFICATIONS

The loudspeaker system shall be of the sealed mid-bass horn type consisting of one 12.0 inch (30.5 cm) high power Duplex® loudspeaker with a coaxially embedded 1.4 inch compression driver loaded with a 60° by 40° constant directivity horn. The loudspeaker system shall meet the following performance criteria: Power handling, LF - 200 watts (90 Hz to 1 kHz), HF - 75 watts (1 kHz to 15 kHz) band limited pink noise with 6 dB crest factor. Frequency response, smooth and uniformly useable from 90 Hz to 15 kHz. Pressure sensitivity, 109 dB SPL from 1 kHz to 10 kHz, and 104 dB SPL from 125 Hz to 1 kHz, one watt at one meter on axis. The enclosure shall be trapezoidal

and constructed of 14-ply birch plywood. The cabinet shall be heavily braced and lined with sound absorbent glass wool. The enclosure shall be fitted with 8 single point hanging brackets, assembled by the manufacturer. The finish of the enclosure shall be a black texture paint with a black metal grille. The dimensions of the enclosure shall be 27.5 inches (69.9 cm) high by 21.5 inches (54.6 cm) wide by 25.5 inches (64.8 cm) deep. The loudspeaker system shall weigh 107.0 lbs (48.5 kgs).

The loudspeaker system shall be the Altec Lansing DTS642A-F.



a MARK IV company

P.O. BOX 26105 • OKLAHOMA CITY, OK 73126-0105 • U.S.A.

Phone: 405/324-5311 or FAX: 405/324-8981

© 1994 ALTEC LANSING CORPORATION