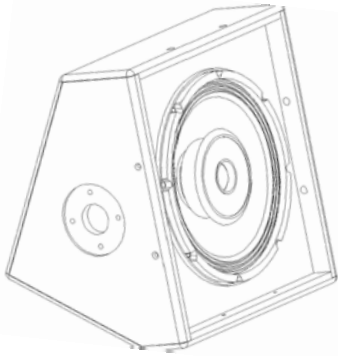


# ALTEC LANSING®

PROFESSIONAL

## FM912-8A



### FEATURES - THE ALTEC LANSING DIFFERENCE

- High Fidelity 12" / 300 mm Duplex® Speaker
- High Performance 125 W AES / 500 W Peak Power Handling
- Flexible Dual Aiming Angle (30°/60°) 18 mm/13-Ply Poplar Cabinet Fills A Wide Variety Of Needs
- Cloth Covered Perforated Steel Grille
- Neutral Grille Cloth Included For Custom Color Matching
- Dual Neutrik® Speakon® and 1/4" Phone Jack Input Connectors
- Internal Steel Stand Adaptor
- Available in Charcoal Grey Or White Finishes

### GENERAL PRODUCT DESCRIPTION

Based on Altec Lansing's popular CD912-8B 12 inch / 300 mm Duplex® speaker component, the FM912-8A offers superior performance in a compact, easy-to-install package. The FM912-8A is well-suited for a variety of floor monitor applications in Auditoria and Houses of Worship.

Altec Lansing's high performance model CD912-8B Duplex® is a point-source 12 inch / 300 mm speaker with a robust corrosion-resistant die-cast frame and weather-resistant low frequency speaker cone mated to a 1.5 inch phenolic tweeter assembly. The extended frequency response insures that both voice and music program material will be faithfully reproduced.

The unique dual aiming angles for 30° or 60° allows for maximum versatility as a floor monitor. The internal stand-mount makes the FM912-8A an excellent choice for portable applications. The charcoal grey or white painted cabinet blends into most backgrounds, or it can be easily painted to match any décor. Altec Lansing includes neutral grille cloth with each speaker, allowing you to dye the cloth to integrate the speaker into most surroundings.

To extend the low-frequency performance of the FM912-8A, Altec Lansing offers the accessory model LF115-8A subwoofer. The LF115-8A features a single 15 inch / 370 mm low frequency speaker in a rectangular enclosure.

#### FREQUENCY RESPONSE <sup>1, 2</sup>

120 Hz - 15 kHz (±3 dB)

#### USABLE LOW FREQUENCY LIMIT (-10 dB) <sup>1, 2</sup>

80 Hz

#### SENSITIVITY <sup>3</sup>

100 dB SPL

#### POWER HANDLING <sup>4</sup>

125 W continuous; 500 W peak

#### MAXIMUM OUTPUT (1 m) <sup>5</sup>

121 dB SPL continuous; 127 dB SPL peak

#### COVERAGE ANGLES <sup>6</sup>

95° (horizontal) x 95° (vertical)

#### DIRECTIVITY FACTOR, Q <sup>6</sup>

9.30

#### DIRECTIVITY INDEX, Di <sup>6</sup>

9.68 dB

#### TRANSDUCER COMPONENTS

LF: 1x 12 in. Woofer in a Sealed Enclosure (CD912-8B)

HF: 1x 1.5 in. Phenolic Dome Tweeter (CD912-8B)

#### IMPEDANCE <sup>7</sup>

Nominal: 8.0 Ohms

Minimum: 5.0 Ohms at 5,500 Hz

#### CROSSOVER FREQUENCY

Passive LF-HF: 2,200 Hz

#### HARMONIC DISTORTION <sup>8</sup>

1% rated power		10% rated power	
2nd Harmonic	0.24%	2nd Harmonic	0.74%
3rd Harmonic	0.38%	3rd Harmonic	0.62%
THD	0.63%	THD	1.47%

#### INPUT CONNECTIONS

2x 1/4 inch phone jacks and 2x NL4

#### ENCLOSURE MATERIALS & FINISH

18 mm, 13 ply Poplar Plywood Finished with Charcoal Grey or White Catalyzed Polyurethane

#### SUSPENSION SYSTEM <sup>9</sup>

This loudspeaker is not designed for overhead suspension

#### DIMENSIONS

12.40 in. (H) x 16.00 in. (W) x 15.5 in. (D)

315 mm (H) x 406 mm (W) x 394 mm (D)

#### WEIGHT

Net: 30 lbs. (13.6 kg)

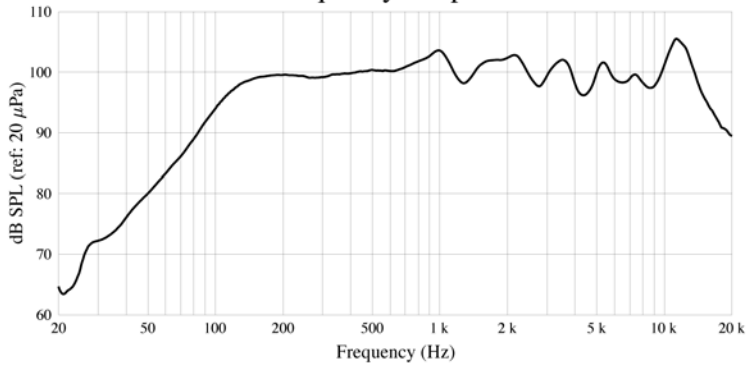
Shipping: 36 lbs. (16.4 kg)

## ARCHITECTS & ENGINEERS SPECIFICATION

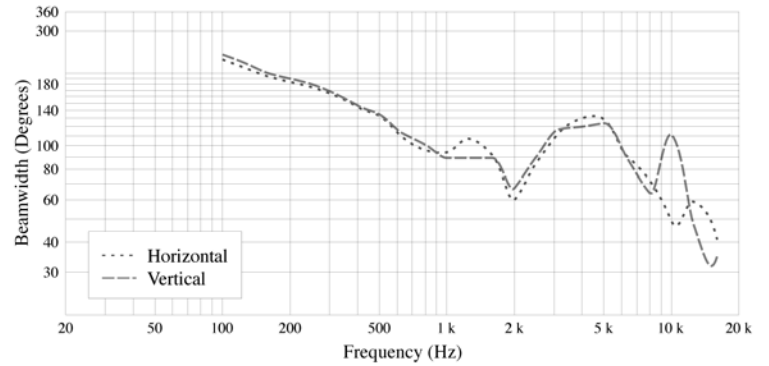
The loudspeaker system shall be a two-way multi-purpose type consisting of a 12 inch / 300 mm Duplex® loudspeaker component with a wide-dispersion dome tweeter. The crossover network shall be a dual-section, 12 dB/octave slope low pass and 12 dB/octave slope high pass with an electro-acoustic crossover frequency of 2,200 Hz. The loudspeaker system shall have an operating bandwidth of 120 Hz - 15 kHz with a sensitivity of 100 dB when measured at a distance of one meter. The power handling capability shall be 125 W AES (500 W peak). Nominal impedance shall be 8.0 Ohms with a minimum impedance

of 5.0 Ohms at 5,500 Hz. The loudspeaker shall have nominal coverage angles of 95 degrees in the horizontal plane and 95 degrees in the vertical plane. The unit shall be a Sealed Enclosure, constructed of 18 mm Poplar plywood painted charcoal grey or white with a cloth covered metal grille. The cabinet shall include a steel stand mount adapter. The dimensions shall be 12.40 inches (315 mm) high by 16.00 inches (406 mm) wide by 15.50 inches (394 mm) deep. The loudspeaker system shall weigh 30 pounds (13.6 kg). The loudspeaker system shall be the Altec Lansing Professional model FM912-8A.

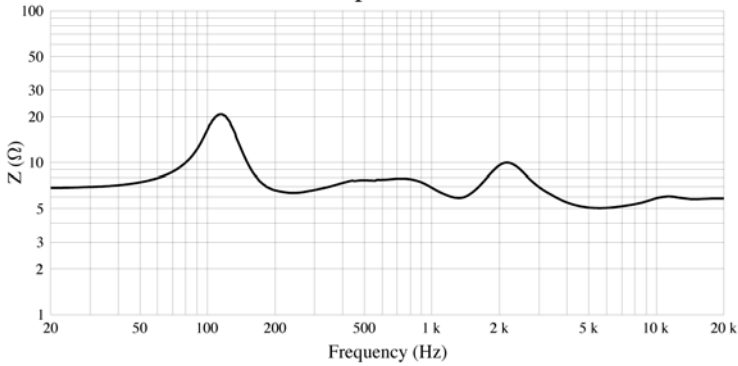
### Frequency Response



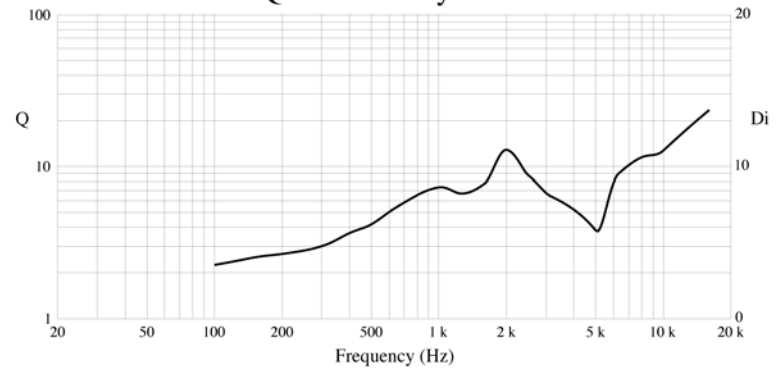
### Beamwidth



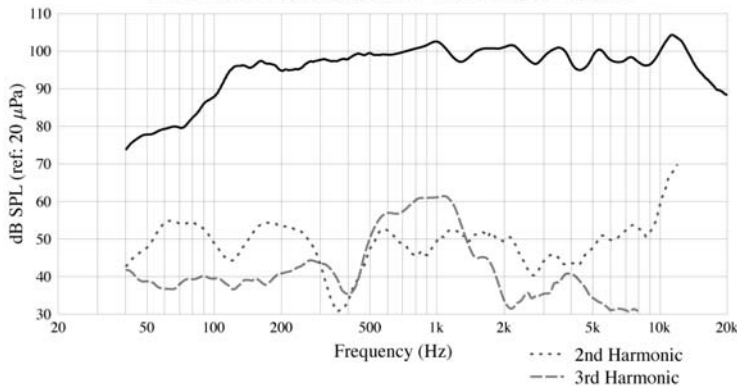
### Impedance



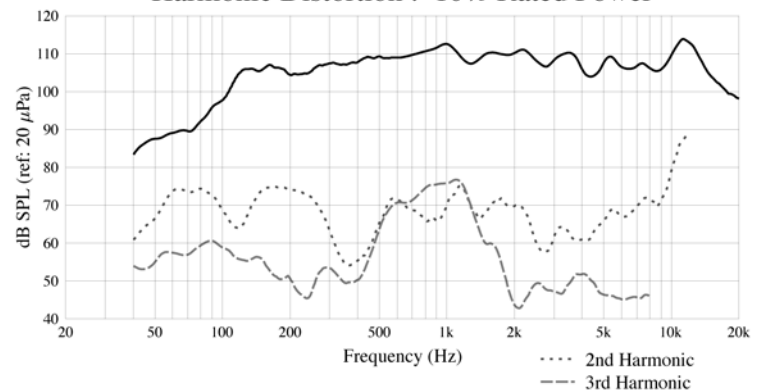
### Q & Directivity Index



### Harmonic Distortion : 1% Rated Power

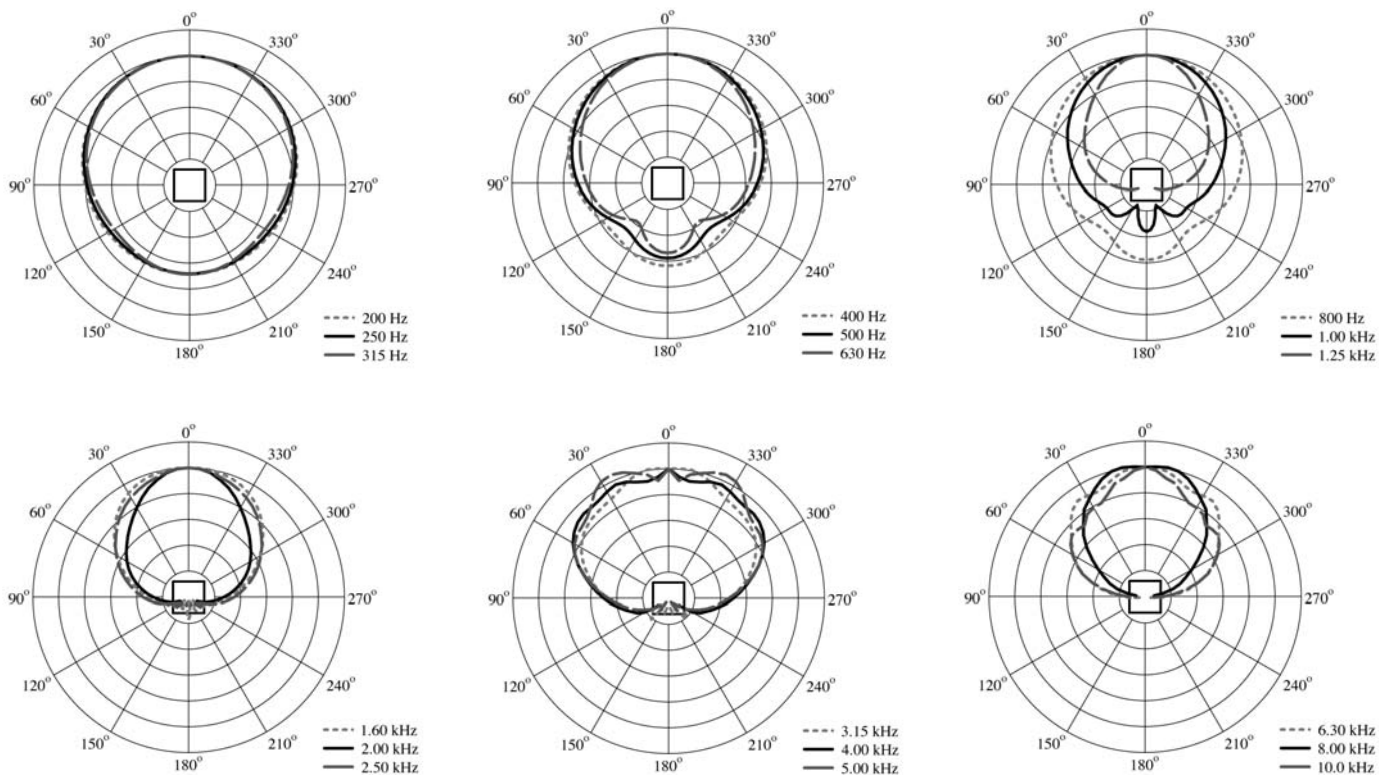


### Harmonic Distortion : 10% Rated Power

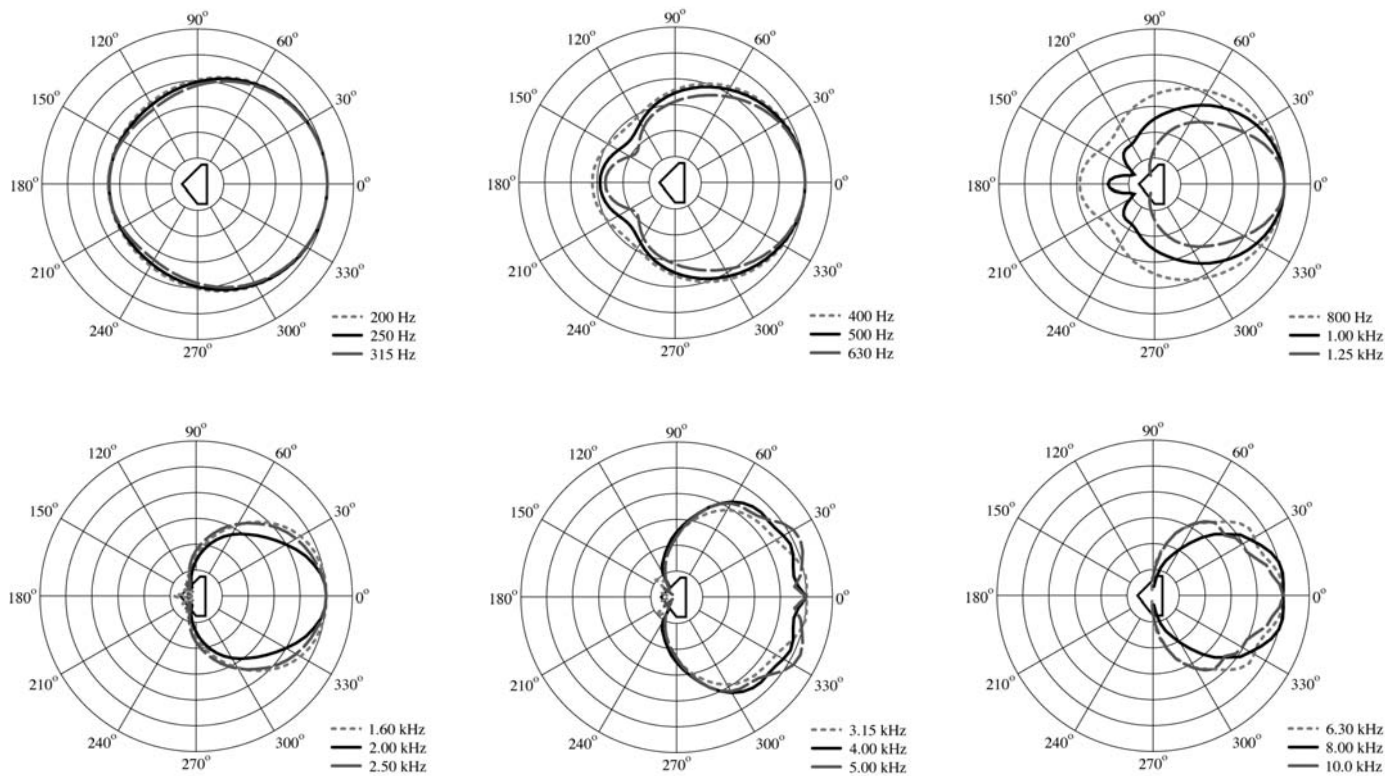


# ONE-THIRD OCTAVE POLAR RESPONSE CHARTS 6 dB / DIVISION

## Horizontal

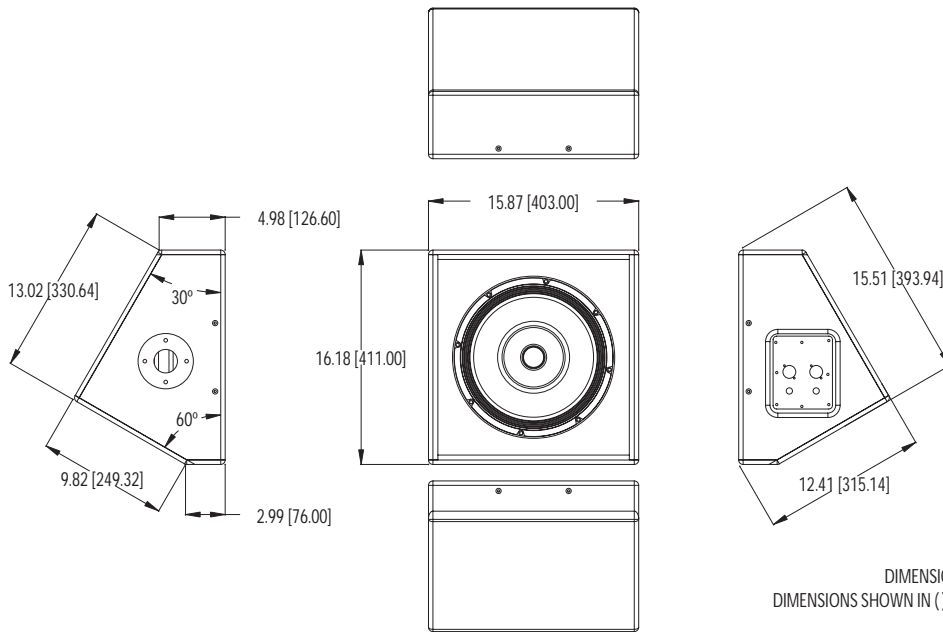


## Vertical



As we are continually striving to improve Altec Lansing products, specifications are subject to change without notice. Please visit [www.altecpro.com](http://www.altecpro.com) for the latest information on Altec Lansing Professional products.

## MOUNTING DIMENSIONS



## SPECIFICATION NOTES

- 1 The frequency response of the loudspeaker system is measured at a distance of no less than 3 meters to obtain full range data. The level is then corrected to be equivalent to a 2.83 V 1 m measurement. A near field measurement of the loudspeaker system is performed for frequencies below 500 Hz. This data is then combined with the full range measurement to give an accurate composite frequency response curve.
- 2 The limits of the frequency response are referenced to -3 dB of the systems rated sensitivity.
- 3 The sensitivity of the loudspeaker system is the log based average SPL taken over the intended bandwidth of operation for the system with a 2.83 V swept sine stimulus. The data is measured and level corrected in a manner consistent with note 1.
- 4 The power handling capacity of the loudspeaker system is tested using a full range form of AES Standard 2-1984. The test stimulus is band limited (40 Hz – 16 kHz) pink noise with a 6 dB crest factor. The applied RMS voltage is determined using the minimum impedance of the system. The amplifier used to drive the system has a minimum operating headroom of 6 dB referenced to the RMS voltage.
- 5 The maximum output level of the loudspeaker system is calculated based on the sensitivity and the power handling capabilities of the system.
- 6 The coverage angles for the loudspeaker system are taken as the -6 dB points of the directivity response and averaged from 500 Hz – 16 kHz.
- 7 The minimum impedance of the loudspeaker system is taken over its intended band of operation.
- 8 The distortion measurements of the loudspeaker system are performed at a distance of 1 m with RMS input voltages corresponding to 1% and 10% of rated system power handling calculated using minimum system impedance. The distortion percentages are log based averages from 300 Hz – 3 kHz.
- 9 This loudspeaker system is not designed for overhead suspension.

## VISIT [WWW.ALTECPRO.COM](http://WWW.ALTECPRO.COM) FOR

- Authorized EASE® data on Altec Lansing Professional speakers.
- Specification sheets in .pdf format. Download page 1 of the specification sheet for your submittals.
- One paragraph A & E Specifications in .doc format

**ALTEC  
LANSING**  
PROFESSIONAL

© 2003 Altec Lansing Professional  
1000 W. Wilshire Blvd., Suite 362  
Oklahoma City, Oklahoma 73116

Phone: 1-405-848-3108 • Fax: 1-405-848-3217

Web: [www.altecp.com](http://www.altecp.com) • Email: [proinfo@alteclansing.com](mailto:proinfo@alteclansing.com)